



Growth response of three indigenous *Bradyrhizobium japonicum* isolates against a few environmental factors

Kumawat DM¹, Sharma MK²

¹School of Studies in Environment Management, Vikram University, Ujjain, Madhya Pradesh, India
²Madhav Science College, Vikram University, Ujjain Madhya Pradesh, India

Address for Correspondence
Manish Kumar Sharma
E-mail: mks_ujjain@yahoo.com

Received: 17-04-2015
Review completed: 18-06-2015
Accepted: 25-06-2015

Access this article online

QR Code



Website:
www.ijrpsonline.com

ABSTRACT

Bradyrhizobium japonicum and soybean is a type of symbiotic microbe-plant interaction in which *Bradyrhizobium* fixes nitrogen for the soybean plant and in turn gets nutrients and protection from it. For its adherence to plant root *Bradyrhizobium* depends on its exopolysaccharide production. Nitrogen fixation and exopolysaccharide production are dependent on various environmental factors. The present study was focused on the effects of temperature, pH, NaCl concentrations and different carbon sources on three screened indigenous strains of *B. japonicum* viz., B1, B2 and B3. These strains were isolated from the root nodules of JS-335 cultivar of soybean cultivated in agricultural farms at Ujjain (Madhya Pradesh). Dry weight of cells and exopolysaccharide production were taken as growth parameters. Results indicate that, all the three isolates showed significant growth at 25°C temperature, 8.0 pH and 2% NaCl concentration. Out of all the tested carbon sources for growth and exopolysaccharide production, mannitol was found most suitable. The present study provides the most effective set of environmental conditions for maximum growth of indigenous *Bradyrhizobium japonicum* isolates. The study also provides information for optimum environmental conditions that are critically important for the biofertilizer production at mass scale.

Key words: Biofertilizer, *Bradyrhizobium*, Dry weight, Exopolysaccharide, Soybean cv 335

INTRODUCTION

Leguminous plants, such as Soybean, Pea, Gram, Pigeon pea etc., obtain nitrogen symbiotically with a unique beneficial group of bacteria known as Rhizobia. Legume is a major source of proteins (human and animal nutrition) for developing countries including India¹. *Bradyrhizobium japonicum* is a Gram negative bacterium belonging to the rhizobia group associated with roots of soybean and has the capacity to fix N₂ in the presence of nitrogenase enzyme². This bacterium and nitrogenase enzyme both are very sensitive for the environmental conditions. The commercially introduced strains must compete with highly adapted indigenous rhizobia for legume nodulation under specific physiological, biological and environmental soil conditions. Soil acidity limits symbiotic nitrogen fixation by limiting *Rhizobium* survival in soils, as well as reducing nodulation³. The response of some nitrogen-fixing microbes under adverse environmental conditions such as salt stress, drought stress, acidity, alkalinity, nutrient deficiency, heavy metals, and pesticides were earlier

reviewed by various workers⁴⁻¹⁰. The behavior (growth response) of the rhizobia against environmental conditions should be known so that the activities of enzymes can be optimized for maximum output. It was also noticed that low temperature adversely affects both nodule formation and rate of N₂ fixation^{11, 12}. Legume production involves survival and establishment of inoculated rhizobia in the soil environment^{13, 14}. A competitive and persistent rhizobial strain is not expected to express its capacity for nitrogen fixation as these limiting factors force limitations on the vigor of the host legume^{15, 16}. Thus, keeping above views in mind present study was conducted to observe the growth response of three indigenous *Bradyrhizobium japonicum* isolates (B1, B2, and B3) from JS-335 soybean cv., growing in Black Cotton Soil of Malwa region (Ujjain) against different environmental conditions.

MATERIALS AND METHODS

Growth response study of *Bradyrhizobium* was estimated following exopolysaccharide and dry weight (biomass)

production under different test conditions. pH, temperature, salt concentration and carbon source were taken as environmental test factors.

Isolation of Bacteria

The bacteria were isolated directly from the active nitrogen-fixing root nodules of JS-335 cultivar¹⁷ and identified¹⁸. As per earlier study which was based on nodulation capacity, shoot, root length and their dry weight only three (B1, B2 and B3) out of total of ten isolates were selected for present study¹⁹.

Test environmental factors:

Growth of three screened *Bradyrhizobium japonicum* isolates was studied for environmental parameters.

Effect of pH: All selected three isolates were grown in 10 ml Yeast Extract Mannitol (YEM) medium at five different pH viz., 2, 4, 6, 8, and 10 and incubated at 27°C for 7 days. After proper incubation, growth was measured on the basis of dry weight of biomass and exopolysaccharide production. Exopolysaccharide production was determined²⁰. While dry weight of biomass was determined by centrifugation-dry weight method. YEM broth was prepared as follow; Mannitol-10g, K₂HPO₄-0.5 g, MgSO₄.7H₂O- 0.3g, NaCl- 0.1g, Yeast Extract- 0.5 g and Distilled Water (D/W) - 1000 ml.

Effect of temperature: The YEM broth was prepared, inoculated with bacterial isolates and incubated at 5 different temperatures viz., 15, 20, 25, 30 and 35°C for 7 days. After incubation, growth was determined.

Effect of NaCl concentration: The YEM broth with 5 different NaCl concentrations was prepared e.g., 1, 2, 3, 4 and 5%. Inoculated tubes were kept at 27°C for incubation.

Effect of Carbon source: Different carbon sources – glucose, lactose and sucrose were replaced to mannitol in YEM broth. Growth was determined by exopolysaccharide production and dry weight of biomass.

RESULTS AND DISCUSSION

The major source of nitrogen input in agricultural soils is by atmospheric N₂ fixation. The major N₂-fixing systems are the symbiotic ones, which play a significant role in improving the fertility and productivity of low nitrogen soil²¹. The present study was conducted for the assessment of growth response of three indigenous *Bradyrhizobium japonicum* isolates (B1, B2 and B3, Photo Plate-1) using different environmental conditions. Within the soil, rhizobia frequently encounter various stresses that affect their growth, initial steps of symbiosis, and the efficiency of nitrogen fixation⁴. Environmental conditions affect the growth of bacteria and nitrogen fixation which ultimately affects the plant growth. Effect of change in pH is evident on dry weight and exopolysaccharide production in *B. japonicum*. Maximum dry weight was obtained in B3 isolate at pH value 6, while exopolysaccharide production was highest in B1 isolate at pH 8. At pH value 2 and 10 no growth was observed. Extremes of pH can be a liming factor for microorganisms in soil. There are cases, where

pH sensitive stage in nodulation occurs early in the infection process and *Rhizobium* attachment to root hairs is one of the stages affected by acidic conditions in soils. Fast growing *Rhizobium* strains have generally been considered less tolerant to acidic pH than slow growing strains of *Bradyrhizobium* which is also evident in the present study²². Though a few rhizobia grow well at pH value less than 5 some strains of *Rhizobium tropici*, *Mesorhizobium loti*, *Bradyrhizobium* sp. and *Sinorhizobium meliloti* are very acid-sensitive²³. In the present study the tested three isolates showed maximum growth (in terms of dry weight) at pH 6 while the exopolysaccharide production was highest in all three isolates at pH 8 (Table-1).



Figure 1 : Showing the three *B. japonicum* isolates on YEM medium

Table No. 1: Effect of pH on dry weight and exopolysaccharide production

Parameters	Bacterial Isolates	pH				
		2	4	6	8	10
Dry Weight	B1	0	0.08±0.005	0.2±0.03	0.2±0.01	0
	B2	0	0.12±0.01	0.2±0.02	0.09±0.03	0
	B3	0	0.09±0.01	0.4±0.05	0.06±0.03	0
Exopolysaccharide	B1	0	0.01±0.007	0.02±0.01	0.03±0.04	0
	B2	0	0.01±0.00	0.02±0.04	0.01±0.01	0
	B3	0	0.01±0.00	0.02±0.03	0.01±0.03	0

± Standard Deviation

The optimum pH for the growth of root nodule bacteria usually falls between 6.0 and 7.0²³. Acidic soil may have an effect on different stages of growth, from strain survival in soil and on the seed, to root-hair infection, nodule initiation and nitrogen fixation²⁴. In the present study it was noticed that lower pH was not favorable for growth in terms of cell biomass and exopolysaccharide production. Although, there are reports that rhizobial strains of a given species vary widely in their pH tolerance²⁵. However, reports are available that both fast and slow-growing *Bradyrhizobium* strains of *Vigna unguiculata* are tolerant to pH values as low

as 4.0²⁶. As regards temperature the most suitable value was 25°C for exopolysaccharide and dry weight production (Table-2). Several studies have reported that rhizobial growth is adversely affected by high soil temperature^{27, 28}. Some previous workers also confirmed this finding by reporting that optimum temperature for growth of root nodulating bacteria ranged from 25-30°C and high temperature is responsible for inhibition of nodulation process²⁹.

Table No. 2: Effect of temperature on dry weight and exopolysaccharide production

Parameters	Bacterial Isolates	Temperature				
		15	20	25	30	35
Dry Weight	B1	0	0.03±0.04	0.4±0.09	0.09±0.08	0
	B2	0	0.02±0.05	0.4±0.06	0.07±0.06	0
	B3	0	0.01±0.05	0.3±0.08	0.09±0.09	0
Exopolysaccharide	B1	0	0	0.03±0.02	0.01±0.15	0
	B2	0	0.01±0.005	0.02±0.55	0.01±0.01	0
	B3	0	0.01±0.006	0.02±0.119	0.02±0.04	0

± Standard Deviation

Salinity and drought can adversely affect the nodulation in legume/Rhizobium associations which ultimately reduce crop yield. Saline (NaCl/salt) condition affects, plant growth and nitrogen fixation³⁰⁻³². Reports are available that salinity plays a major role in agriculture and around 7% of the world's total land area is affected³³, while about 40% of the world's land surface have the salinity problem³⁴. In the present study it was observed that 2% NaCl concentration was found most suitable for the growth of bacterial isolates (Figure 1 and 2) and there was a significant increase in dry weight of all three isolates at this concentration.

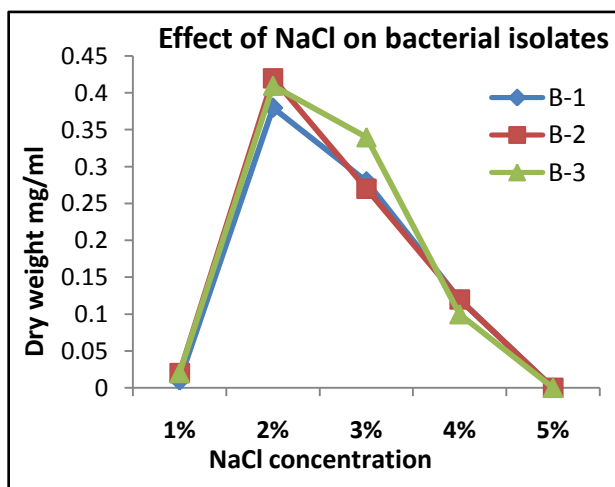


Figure No. 1: Effect of NaCl concentrations on dry weight of three Bradyrhizobial isolates

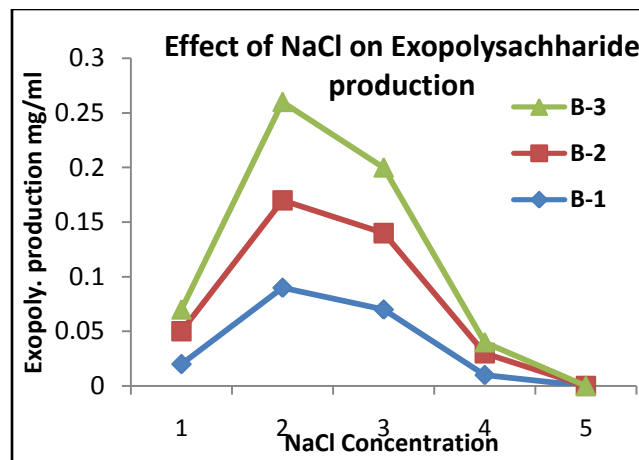


Figure No. 2: Effect of NaCl concentrations on exopolysaccharide production

Nodulation relationship is adversely affected by salinity which can prevent legume establishment and growth, or reduce crop yield³⁵. Legumes and the process of nodule initiation both are more sensitive to salt stress than rhizobia. The effect of salt stress on nitrogen fixation has been examined by earlier workers^{28, 36-38} and their studies support the present work. Effects of different abiotic factors (acidity, salinity, nitrate and temperature) on growth rate of root nodule bacteria (*Rhizobium* and *Bradyrhizobium*) was also investigated³⁹. Effect of carbon source was studied by replacing the source in yeast extract broth and it was observed that the Mannitol was most suitable carbon source for the growth of all three indigenous *Bradyrhizobium japonicum* isolates (Figure 3 and 4).

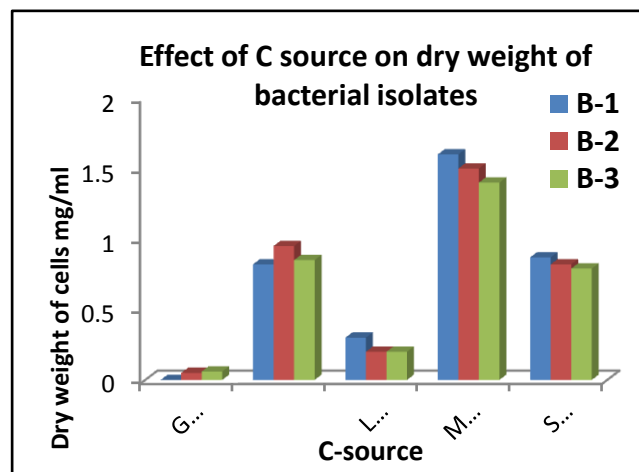


Figure 3 Effect of Carbon source on dry weight of bacterial isolates

Carbohydrate utilization assay indicated that *Rhizobium* isolates obtained from fenugreek roots were able to utilize different carbohydrate sources. But our study differs from the previous work in which *Rhizobium* strains were able to utilize glucose and sucrose more efficiently than normal YEM medium⁴⁰.

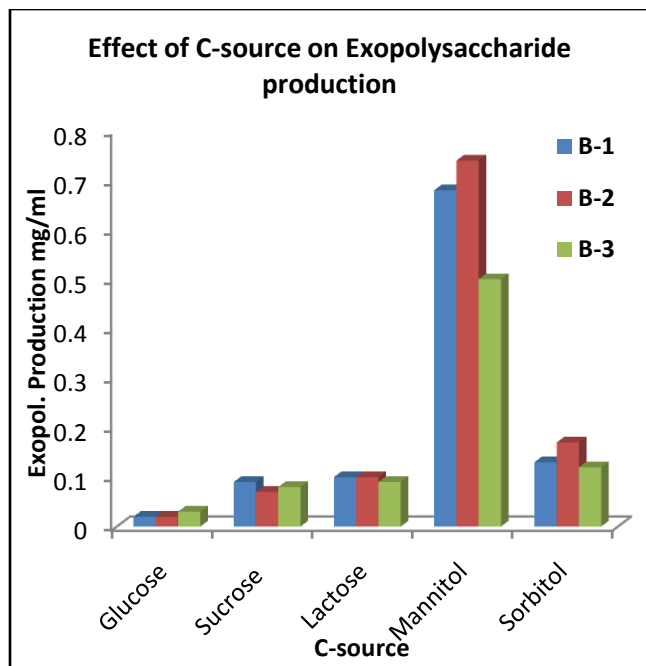


Figure 4 Effect of Carbon Source on exopolysaccharide production

Prime aim of the present agricultural research should be towards assessment of *Bradyrhizobium* response towards various growth governing environmental factors. Since rhizobial population vary in their tolerance to major environmental factors; consequent screening of tolerant strains becomes necessary for getting the maximum output. Indian farmers probably are not taking proper yield from their fields, may be due to excessive use of commercial rhizobial inoculants that are not acquainted with the local environmental conditions and an obvious competition from the local strains for space, nutrients and colonization etc. Environmental conditions can also play a crucial role in the determination of activity of *Bradyrhizobium* and these must be considered before the selection of any strain for mass scale cultivation. Present experimental study reveals the importance of local indigenous strains over the commercial ones.

REFERENCES

1. Labuschagne IL, Ackerberg TS, Lombard MJ, Meulenbergh F and Dakora FD. Assessing the biological potential of N₂-fixing *Leguminosae* in Botswana for increased crop yields and commercial exploitation. *Afr. J. Biotechnol.* 2007; 6 (4); 325-334.
2. Baoling H, Chengquon L, Bo W, Liqin F. A rhizobia strain isolated from root nodule of gymnosperm *Podocarpus acrophyllus*. *Sci. Chin. Ser C-Life Sci.* 2007; 50; 1-6.
3. Ibekwe AM, Angle JS, Chaney, R.L. Van Berkum, P. Sewage sludge and heavy metal effects on nodulation and nitrogen fixation of legumes. *J Environ. Quality*, vol. 24, 1995, no. 6, p. 1199-1204.
4. Zaharan HH. *Rhizobium*-legume symbiosis and nitrogen fixation under severe conditions and in an arid climate. *Microbiol. Mol. Biol. Rev.* 1999; 63 (4); 968-89.
5. Abaidoo RC, George T, Bohlool BB, Singleton PW. Influence of elevation and applied nitrogen on rhizosphere colonization and competition for nodule occupancy by different rhizobial strains on field-grown soybean and common bean. *Can. J. Microbiol.* 1990; 36; 92-96.
6. Abdelsalam MS, Abdelhalim MM, Ibrahim SA, Bahyrdin A, Aboaba SE. Improvement of *Rhizobium leguminosarum* biov. *trifolii* competency via rhizobiotoxin - gene transfer. (In the proceeding of the Second International Conference on Plants & Environmental Pollution), India; 2002; 153-160.
7. Duzan HM, Zhou X, Souleimanov A, Smith DL. Perception of *Bradyrhizobium japonicum* Nod factor by soybean *Glycine max* root hairs under abiotic stress conditions. *J. Exp. Bot.* 2004; (55) 408; 2641-6.
8. Diouf D, Sanbambaye R, Lesueur D, et al. Genetic diversity of *Acacia seyal* rhizobial populations indigenous to Senegalese soils in relation to salinity and pH of the sampling sites. *Microb. Ecol.* 2007; (54) 3; 553-66.
9. Essendoubi M, Brhada F, Eljamali JE, et al. Osmo-adaptative responses in the rhizobia nodulating *Acacia* isolated from south-eastern Moroccan Sahara. *Environ. Microbiol.* 2007; 9; (3); 603-11.
10. Woldeyhanes WH, Dasilva MC, Gueye M. Nodulation and Nitrogen Fixation of *Stylosanthes hamata* in Response to Induced Drought Stress. *Arid Land Research and Management.* 2007; 21; 157 – 163.
11. Sutton WD. Nodule development and senescence. In: *Nitrogen Fixation, Vol. 3 (Legumes)* (Broughton W.J., Ed.). 1983; Clarendon Press; 144-212.
12. Pankhurst CE, Layzell DB. The effect of bacterial strain and temperature changes on the nitrogenase activity of *Lotus pedunculatus* root nodules. *Physiol. Plant.* 1984; 62; 404-409.
13. Catroux G, Hartmann A, Revelin C. Trends in rhizobial inoculant production and use. *Plant and Soil.* 2001; 230; 21-30.
14. Da HN and Deng SP. Survival and persistence of genetically modified *Sinorhizobium meliloti*. *Soil Appl. Soil Ecol.* 2003; 22; 1-14.
15. Brockwell J, Bottomley PJ, Thies JE. Manipulation of rhizobia microflora for improving legume productivity and soil fertility: a critical assessment. *Plant Soil.* 1995; 174; 143-180.
16. Thies JE, Woomer PL, Singleton PW. Enrichment of *Bradyrhizobium* spp. population in soil due to cropping of the homologous host legume. *Soil Biol. Biochem.* 1995; 27; 633-636.
17. Subba Rao NS. *Soil Microbiology*. Oxford and IBH Publishing Co. Pvt. Ltd., New Delhi, 1977; 166-228.
18. Holt JG, Krieg NR, Sneath PHA, Staley JT and Williams ST. *Bergey's Manual of Determinative Bacteriology*, 9th ed. Baltimore: Williams and Wilkins. 1994; 17-18.

19. Sharma MK and Kumawat DM. Co-inoculation study of *Bradyrhizobium japonicum* and *Aspergillus niger* in Soybean for nitrogen fixation. J. of Micro. Biotech. and Food Sci. 2012; (3); 383-394.
20. Damery JT, Alexander M. Physiological differences between effective and ineffective strains of *Rhizobium*. Soil Sci. 1969; 103; 209-215.
21. Almedras AS, Bottomley PJ. Influence of Lime and Phosphate on Nodulation of Soil-Grown *Trifolium subterraneum* L. by Indigenous *Rhizobium trifolii*. Appl Environ Microbiol. 1987; 53; (9); 2090–2097.
22. Graham PH, Draeger KJ, Ferrey ML et al. Acid pH tolerance in strains of *Rhizobium* and *Bradyrhizobium*, and initial studies on the basis for acid tolerance of *Rhizobium tropici* UMR 1899. Can. J. Microbiol. 1994; 40; 198–207.
23. Jorden DC 1984. Family III Rhizobiaceae, In: Krieg, N.R., Holt, J.G. (Eds.), Bergey's Manual of Systematic Bacteriology, ninth ed. Williams & Wilkins, Baltimore. 1984; 1; 235–244.
24. Wood M, Cooper JE, Holding AJ. Soil acidity factors and nodulation of *Trifolium Repens*. Plant and Soil; 1984; 78; 367-379.
25. Appunu C, Sen D, Dhar B. Acid and aluminum tolerance of *Bradyrhizobium* isolates from traditional soybean growing areas of India. Indian Journal of Agricultural Sciences. 2005; 75 (12); 727-728.
26. Mpeperek S, Makonese F, Wollum AG. Physiological characterization of indigenous rhizobial nodulation *Vigna unguiculata* in Zimbabwean soils. Symbiosis. 1997; 22; 275-292.
27. Kenedy AC, Wollum AG. Enumeration of *Bradyrhizobium japonicum* subjected to high temperature comparison of plate count, most probable number and fluorescent antibody techniques. Soil Biol. Biochem. 1988; 20; 933-938.
28. Meghvansi MK, Prasad K, Harwani D, Mahna SK. Response of soybean cultivars toward inoculation with three arbuscular mycorrhizal fungi and *Bradyrhizobium japonicum* in the alluvial soil. European journal of soil biology. 2008; 44 (3); 316-323.
29. Jan M, Christel V, Jos V. Effects of Temperature Stress on Bean-Nodulating *Rhizobium* Strains. Appl. and Env. Micro. 1994; 60(4); 1206-1212.
30. Van Hoorn JW, Katerji N, Hamed A, Mastroilli M. Effect of salinity on yield and nitrogen uptake of four grain legumes and on biological nitrogen contribution from the soil. Agricultural Water Management. 2001; 51; 87–98.
31. Swaraj K and Bishnoi NR. Effect of salt stress on nodulation and nitrogen fixation in legumes. Ind. J. Exp. Biol. 1999; (37) 9; 843-848.
32. Mhadhbi H, Fotopoulos V, Mylona PV et al. Antioxidant gene-enzyme responses in *Medicago truncatula* genotypes with different degree of sensitivity to salinity. Physiol Plant. 2011; 141 (3); 201-214.
33. Ben Salah I, Albacete A, Martinez Andujar C. et al. Response of nitrogen fixation in relation to nodule carbohydrate metabolism in *Medicago ciliaris* lines subjected to salt stress. J Plant Physiol. 2009; 166; (5); 477-488.
34. Payakapong W, Tittabutr P, Teaumroong N et al. Identification of two clusters of genes involved in salt tolerance in *Sinorhizobium* sp strain BL3. Symbiosis. 2006; 41; 47-53.
35. L'Taief B, Sifi B, Zaman-Allah M, et al. Effect of salinity on root-nodule conductance to the oxygen diffusion in the *Cicer arietinum*, *Mesorhizobium cicerisymbiosis*. J. Plant Physiol. 2007; 164 (8); 1028-1036.
36. Mahobia V, Mahna SK. Characterization of rhizobia isolated from *Prosopis cineraria* in Jodhpur region, Rajasthan, India. NFT News. 2002; 5; 3-5.
37. Sridhar C, Rao KV, Subbaraju G. Flavonoids, triterpenoids and a lignan from *Vitex altissima*. Phytochemistry. 2005; 66; 1707-1712.
38. Kenenil A, Assefa F, Prabhu PC. Characterization of acid and salt tolerant rhizobial strains isolated from faba bean fields of Wollo, Northern Ethiopia. J. Agric. Sci. Tecnolo. 2010; 12; 365-376.
39. Bayoumi HE, Biro B, Balazsy S, Kecskes M. Effect of some environmental factors on *Rhizobium* and *Bradyrhizobium* strains. Acta Microbiol. Immunol. Hung. 1995; 42; (1) 61-69.
40. Kucuk C, Kinvanç M, Kinaci E. 2006. Characterization of *Rhizobium* Sp. Isolated from Bean. Turk. J. Biol; 2006; 30; 127-132.